



pH Control System, High Flow (Up to 500 CFM of CO₂)

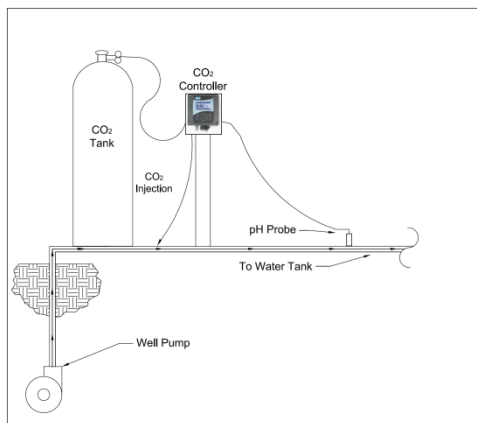
The pH control system uses a programmable pH controller and pH probe to proportionally control the flow of carbon dioxide to decrease the pH from a basic level to a programmable set point.

The process of adding carbon dioxide to water using gas diffuser(s) converts the carbon dioxide to carbonic acid in the water, consuming alkalinity, thereby decreasing the pH. The system is easy to calibrate and uses 120-volts AC, 3 amps, for power. The system includes the sc100 pH controller, pH probe, gas regulator, NEMA 4X control panel with swing out sub panel, clear window and optional stainless steel stand. CO₂ is commonly available in 50 lb, 600 lb and bulk containers. All components are neatly housed in the compact enclosure that can either be wall mounted or free standing with the optional stainless steel stand. The system supports gas flows up to 500 CFM.

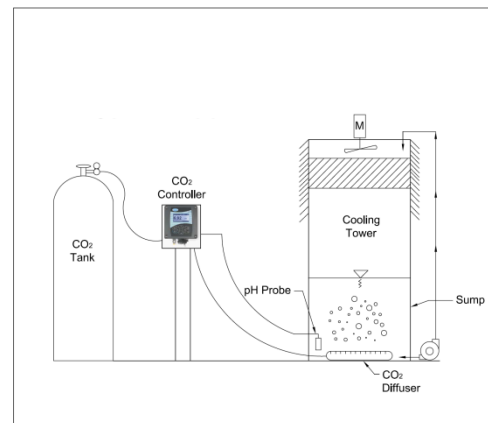


Benefits of CO₂ VS. Mineral Acids

- Non hazardous (documented inventory or manifests)
- No drum disposal costs
- No secondary containment needed
- Minimal EC/TDS addition
- CO₂ operating costs are less than using mineral acids
- No liability for operators



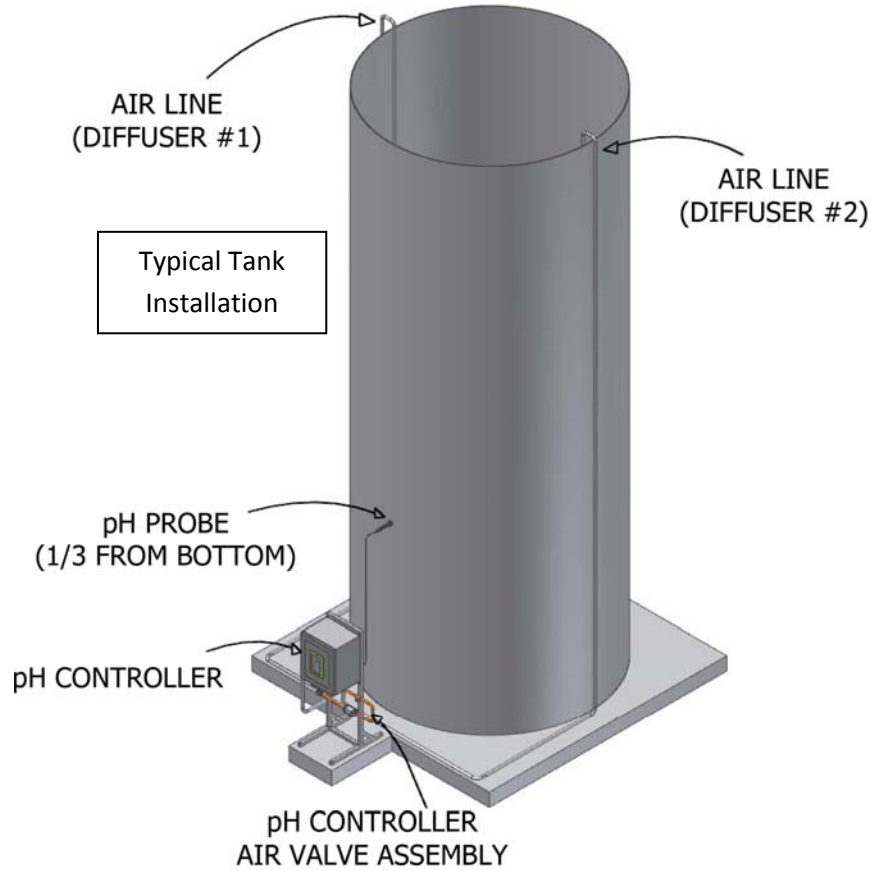
Well/ Potable Water
Application



Typical Cooling Tower
Application


Standard Features:

- In Tank Diffuser (If needed)
- pH probe
- Hach SC100 pH Controller



Optional Features:

- Inline Pipe Diffuser
- Additional Diffusers
- Additional pH Probe
- Inline Probe Adaptor
- Chart Recorder
- Stainless Steel Stand





Gas Diffuser Plate

Gas Diffuser Plate:

- Nearly 100% CO₂ saturation
- State of the art engineering
- Spectacular results

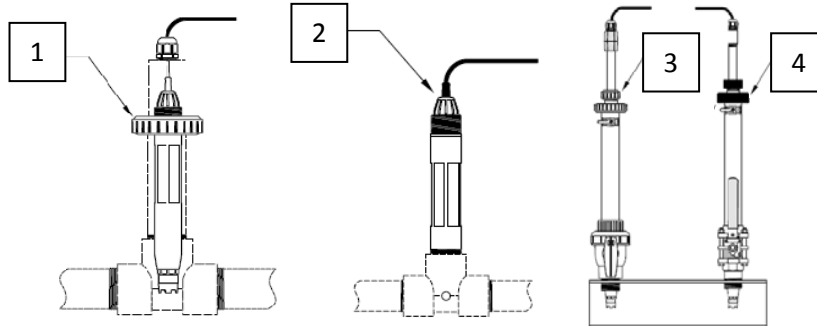
Chart Recorder

Chart Recorder:

- Track your pH
- Ensure pH compliance
- Charts available with a variety of increments



Inline pH Probe



pH Probe Mounting Hardware Options:

1. PVC fitting; Mount to NPT threads (enclosed probe)
2. PVC fitting; Mount to NPT threads (exposed probe)
3. PVC fitting; Mount inline with adaptor (enclosed probe)
4. Stainless Steel fitting; Mount inline with adaptor (enclosed probe)